



Courthouse Green Art Curriculum



Sharing Visual Arts Inspiration

<https://www.accessart.org.uk/intro-progression-plan/>

<https://www.accessart.org.uk/introducing-accessart/>



Intent: Inspiring, Innovative and Creative

The Arts Curriculum Vision

Knowledge and attitudes:

Children will develop their understanding and appreciation for The Arts through a broad and diverse curriculum, in which they are challenged to explore the work of significant artists, musicians and performance pieces linked to their curriculum learning, considering audience, purpose and mood.

Plan, do, review:

Through engaging and inspiring teaching, children will develop the knowledge and skills to design, create and evaluate as individuals and as part of larger group productions, using key vocabulary as they become proficient in a range of artistic skills and applications.

Trips and experiences:

Regular trips, collaborative art projects and outreach experiences will support our schools core values whilst promoting high levels of enthusiasm and engagement for The Arts.

Personal, social and emotional development:

Children will be encouraged to discuss the ways in which artists express feelings and viewpoints whilst sharing their own responses. Teachers will support children's personal, social and emotional development by making links with PSHCE and Thrive learning throughout the plan, do, review stages.

The Arts Curriculum Map provides coverage across the school. This is used by each year group in long term and medium term planning. Skills are covered through cross curricular learning in theme. Coverage and progression of art skills is tracked termly and supported through whole school arts weeks and outreach experiences.

National Curriculum Statements

Aims

The national curriculum for art and design aims to ensure that all pupils:

- ☐ produce creative work, exploring their ideas and recording their experiences
- ☐ become proficient in drawing, painting, sculpture and other art, craft and design techniques

- ☐ evaluate and analyse creative works using the language of art, craft and design
- ☐ know about great artists, craft makers and designers, and understand the historical and cultural development of their art forms.

EYFS

Expressive Arts and Design The development of children's artistic and cultural awareness supports their imagination and creativity. It is important that children have regular opportunities to engage with the arts, enabling them to explore and play with a wide range of media and materials. The quality and variety of what children see, hear and participate in is crucial for developing their understanding, self-expression, vocabulary and ability to communicate through the arts. The frequency, repetition and depth of their experiences are fundamental to their progress in interpreting and appreciating what they hear, respond to and observe.

Expressive Arts and Design ELG:

Creating with Materials Children at the expected level of development will:

- Safely use and explore a variety of materials, tools and techniques, experimenting with colour, design, texture, form and function;
- Share their creations, explaining the process used;
- Make use of props and materials when role playing characters in narratives and stories.

ELG: Being Imaginative and Expressive Children at the expected level of development will:

- Invent, adapt and recount narratives and stories with peers and their teacher;
- Sing a range of well-known nursery rhymes and songs;
- Perform songs, rhymes, poems and stories with others, and – when appropriate – try to move in time with music.

Key stage 1

Pupils should be taught:

- ☐ to use a range of materials creatively to design and make products
- ☐ to use drawing, painting and sculpture to develop and share their ideas, experiences and imagination
- ☐ to develop a wide range of art and design techniques in using colour, pattern, texture, line, shape, form and space
- ☐ about the work of a range of artists, craft makers and designers, describing the differences and similarities between different practices and disciplines, and making links to their own work.

Key stage 2

Pupils should be taught to develop their techniques, including their control and their use of materials, with creativity, experimentation and an increasing awareness of different kinds of art, craft and design.

Pupils should be taught:

- ☐ to create sketch books to record their observations and use them to review and revisit ideas
- ☐ to improve their mastery of art and design techniques, including drawing, painting and sculpture with a range of materials [for example, pencil, charcoal, paint, clay]
- ☐ about great artists, architects and designers in history.

ART AND DESIGN: VOCABULARY MAP

	General	Drawing	Painting	Printing	3D	Collage
	<ul style="list-style-type: none"> • Art and design • Adapt work • Colour • Create • Explore • Materials 	<ul style="list-style-type: none"> • Events • Feelings • Ideas • Objects • People • Representations • Shape • Thoughts 	<ul style="list-style-type: none"> • Events • Feelings • Ideas • Objects • People • Representations • Shape • Texture • Thoughts 	<ul style="list-style-type: none"> • Design • Media • Shape • Texture • Thoughts 	<ul style="list-style-type: none"> • Assemble • Construct • Design • Form • Manipulate • Objects • People • Representations • Thoughts 	<ul style="list-style-type: none"> • Events • Feelings • Ideas • Media • Objects • People • Representations • Shape • Texture • Thoughts

<p>Reception</p> <ul style="list-style-type: none"> • What's going on in this artwork? • How would you describe the colours? • How would you describe the texture? • Close your eyes – what can you remember about the artwork? • If you could hear this artwork, what would it sound like? • What stories does this artwork make you think of? • Can you recreate this artwork with your body? • If this artwork was a person would you like to be their friend? 	<p>Year 1</p> <ul style="list-style-type: none"> • What was your first reaction to this artwork? • What do the colours remind you of? • What else has a similar texture? • Close your eyes – what can you remember, what did you forget? • Is art real? • Which adjectives would describe this art? • Can art tell a story? • How does this artwork make you feel? 	<p>Year 2</p> <ul style="list-style-type: none"> • Why did you have the reaction you first had to this artwork, and has it changed the more you look at the artwork? • Which area/part of the artwork is the most important? Why? • How would you describe this artwork to someone who has never seen it? • What elements of the artwork seem real? Imaginary? Dreamlike? • Which adjectives would you not use to describe this? • Which song would you play with this artwork? • How do you think this artwork was made? • What story is this telling/recreating? • How do you think the artist was feeling while creating this? • What title should this artwork have? 	<p>Year 3</p> <ul style="list-style-type: none"> • What do you think this piece of art is about? • If you could interview the artist, what would you ask? • Does the title fit the piece of art? What do you like/not like about the artist's style? • What would you do with this piece of art if you owned it? • If you could change one thing about this piece, what would it be? 	<p>Year 4</p> <ul style="list-style-type: none"> • What is the subject /theme of the piece? • How would you describe the artist's work/this piece? • Do you have to be able to draw well to be a good artist? What do you like/not like about the artist's style? Why? • In your opinion, what makes some art/pieces/artists better than others? • Is very old art still worth looking at today? Why? 	<p>Year 5</p> <ul style="list-style-type: none"> • What impact do you think WW1 art would have had on people back at home? • What do you think the artist is trying to show you? • How does the piece make you feel? • Does the picture direct the viewers eye to the main subject? How? • Which of the artists pieces do you love/hate the most? Why? 	<p>Year 6</p> <ul style="list-style-type: none"> • What responsibility did war artists have to people back home? • What do you think the artist is trying to say with this piece? • Do you agree with the artists choice of colours/medium? Why? • What elements of the artist's work did you incorporate in your final piece? • Why might an artist make an ugly piece of art?
---	--	--	---	--	---	--

Questions

Courthouse Green Primary School Art curriculum

Take one Picture resources for Autumn 1

<https://www.nationalgallery.org.uk/learning/take-one-picture/submit-your-project-to-take-one-picture>

Extra Keynote to be shared in CPD

Early Years (New curriculum to be updates as being created by Access Art for September – October)

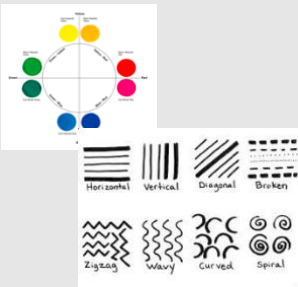





Access Art EYFS PDF: https://www.accessart.org.uk/wp-content/uploads/2020/10/AccessArt-EYFSv2_compressed.pdf







Year 1 – 6




Access Art Link to Full Primary Art curriculum: <https://www.accessart.org.uk/full-primary-art-curriculum/>







Access Art Medium Term Printable plans: <https://www.accessart.org.uk/accessart-primary-art-curriculum-medium-term-plans/>










- Year Leads have logins and access to Art Curriculum (Share with year group resources)
- Teach the chosen Artist for your half term alongside following the termly Access Art curriculum.
- Choose which Access Art lessons you will teach from the Pathways.
- Teach Art Language linked to the theme of the half term. – Widgit to support this language.
- Use the questions as a way of getting children excited about art.
- Add useful links and use that section as a working document.
- Starter packs of art resources will be provided.
- Please check before the next half term what resources you will need to order.











Year Group	Aut1 (Whole School) CPD Training Take One Picture National Gallery Project 31st Oct	Autumn 2 (Drawing)	Spring 1 (Printing)	Spring 2 (Sculpture)	Summer 1 (Colour – paint/collage)	Summer 2 (Contemporary Art)
Nursery	Access Art Curriculum https://www.accessart.org.uk/wp-content/uploads/2020/10/AccessArt-EYFSv2_compressed.pdf 	Heather Hansen https://digitalsynopsis.com/design/dance-moves-art-charcoal-drawings-heather-hansen/ Mark Making and sound https://www.accessart.org.uk/mark-making-and-sound-part-one/ Charcoal 	Lee Krasner https://www.arthistorykids.com/blog/139 Printing 	Mark Rothko https://www.youtube.com/watch?v=jHpjH3sVJUY Block colours 	Wassily Kandinsky https://www.youtube.com/watch?v=SIWjR3otGvM Colour Book: The Noisy Paintbox https://staugustinesprimary.org/blog/2019/10/reception-art-week/ 	Romuald Hazoume https://www.facebook.com/watch/?v=443917473381211 Sculpture 
Access Art Link	BC/ES to update with EYFS curriculum sept/oct					
Useful Links						






Year Group	Aut1 (Whole School) CPD Training Take One Picture National Gallery Project 31st Oct	Autumn 2 (Drawing)	Spring 1 (Printing)	Spring 1 (Sculpture)	Summer 1 (Colour – paint/collage)	Summer 2 (Contemporary Art)
Reception	Access Art Curriculum https://www.accessart.org.uk/wp-content/uploads/2020/10/AccessArt-EYFSv2_compressed.pdf 	Wassily Kandinsky Watercolours https://www.tate.org.uk/kids/games-quizzes/swingaling Emma Burleigh https://www.accessart.org.uk/exploring-through-watercolour-part-two/ 	Etel Adnan Colour Collage https://www.youtube.com/watch?v=d9SaAhidwL8 	Betty Woodman Sensing form – Introduction to clay https://www.accessart.org.uk/using-feel-to-manipulate-clay-with-linda-green/ 	Vincent Van Gogh Painting  https://www.tate.org.uk/kids/explore/who-is/who-vincent-van-gogh	Michael Craig Martin Colour and oil pastels  https://www.youtube.com/watch?v=eaAf61yF8gE https://www.youtube.com/watch?v=bJ3rHd5IPkE
Access Art Link	BC/ES to update with EYFS curriculum sept/oct					
Useful links						







Year Group	Aut1 (Whole School) CPD Training Take One Picture National Gallery Project 31st Oct	Autumn 2 (Drawing)	Spring 1 (Printing)	Spring 1 (Sculpture)	Summer 1 (Colour – paint/collage)	Summer 2 (Contemporary Art)
Year 1	<div> <div>Sum 2</div>  <div>Making Birds</div> </div> <div> <div>Sum1</div>  <div>Exploring Watercolour</div> </div> <div> <div>Spr2</div>  <div>Playful Making</div> </div> <div> <div>Spr1</div>  <div>Simple Printmaking</div> </div> <div> <div>Aut2</div>  <div>Spirals</div> </div>	<p>Frieda Kahlo Self Portraits – year groups skills https://www.youtube.com/watch?v=wZtbh46iAV8</p> <p>Matisse Landscape Artist Oil Pastels and Pencil</p>  	<p>Lubaina Himid Colour – paint Colour mixing</p>  <p>https://www.tate.org.uk/kids/explore/who-is/who-lubaina-himid</p>	<p>Ramesh Mario Nithiyendran Sensing form – Introduction to clay</p> <p>https://www.accessart.org.uk/using-feel-to-manipulate-clay-with-linda-green/</p> 	<p>William Morris Colour wheel Printing</p>  <p>https://www.twinkl.co.uk/resource/ch-sd-263-william-morris-artist-inspiration See Twinkle PPT</p>	<p>Damien Hirst Colour Mixed media</p> <p>https://www.tate.org.uk/kids/explore/who-is/who-damien-hirst#:~:text=It%20is%20by%20Damien%20Hirst,familiar%20in%20a%20new%20way.</p>  <p>Cherry Blossom</p>
Access Art Link		https://www.accessart.org.uk/spirals/	https://www.accessart.org.uk/simple-printmaking/	https://www.accessart.org.uk/playful-making/	https://www.accessart.org.uk/exploring-watercolour-pathway/	https://www.accessart.org.uk/pathway-making-birds/
Useful Links	 <p>PRIMARY & SECONDARY COLORS MAKE LEARNING ABOUT COLORS EASY</p>					

Year Group	Aut1 (Whole School) CPD Training Take One Picture National Gallery Project 31st Oct	Autumn 2 (Drawing)	Spring 1 (Printing)	Spring 2 (Sculpture)	Summer 1 (Colour – paint/collage)	Summer 2 (Contemporary Art)
Year 2	<div> <div>Sum 2</div> <div>Sum1</div> <div>Spr2</div> <div>Spr1</div> <div>Aut2</div> </div>  <p>Pablo Picasso Self Portraits – year groups skills – Pastels https://www.tate.org.uk/kids/explore/who-is/who-pablo-picasso</p> <p>Helen Frankenthaler – Watercolours Landscape Artist https://www.youtube.com/watch?v=YjPSBqslGw8</p>  <p>Georgina Bown Mono printing https://www.georgina-artist.co.uk/monoprints</p>  <p>Kimmy Kantrell https://www.accessart.org.uk/abstract-face-relief-sculptures/?print=prints</p>  <p>Local Artist: Ian Cook Pop, Bang, Colour Painting with movement https://www.popbangcolour.com/</p>  <p>Andy Goldsworthy Outdoor sculpture printing https://www.accessart.org.uk/simple-printmaking/</p> 					
Access Art Link		https://www.accessart.org.uk/explore-draw/	https://www.accessart.org.uk/exploring-the-world-through-mono-print/	https://www.accessart.org.uk/be-an-architect/	https://www.accessart.org.uk/expressive-painting/	https://www.accessart.org.uk/stick-transformation-project/
Useful Links						

Year Group	Aut1 (Whole School) CPD Training Take One Picture National Gallery Project 31st Oct	Autumn 2 (Drawing)	Spring 1 (Printing)	Spring 1 (Sculpture)	Summer 1 (Colour – paint/collage)	Summer 2 (Contemporary Art)
Year 3	<div> <div>Sum 2</div>  <div>Making Animated Drawings</div> </div> <div> <div>Sum1</div>  <div>Cloth, Thread, Paint Explore how</div> </div> <div> <div>Spr2</div>  <div>Telling Stories Through Drawing & Making</div> </div> <div> <div>Spr1</div>  <div>Working with Shape and Colour</div> </div> <div> <div>Aut2</div>  <div>Gestural Drawing with Charcoal</div> </div>	<p>Matisse Self Portraits (charcoal) and landscape (oil pastels) – year groups skills</p>  <p>https://www.tate.org.uk/kids/explore/who-is/who-henri-matisse</p> <p>https://www.youtube.com/watch?v=G5U6jq8OpcI</p>	<p>Etel Adnan Colour painting on material Tapestry</p>  <p>https://www.youtube.com/watch?v=d9SaAhidwL8</p>	<p>Usaka Koji https://www.accessart.org.uk/japan-ceramics-inspire-painting-and-painting-inspires-ceramics/</p> 	<p>Antoni Gaudi Colour and shape Architect Collage and painting</p>  <p>https://www.amazon.co.uk/Dragon-Roof-Childrens-Inspired-Antoni/dp/3791373919</p>	<p>Emma Burleigh Watercolours https://www.accessart.org.uk/emma-burleigh/</p> 
Access Art Link		https://www.accessart.org.uk/gestural-drawing-with-charcoal/	https://www.accessart.org.uk/working-with-shape-and-colour/	https://www.accessart.org.uk/telling-stories-through-making/	https://www.accessart.org.uk/cloth-thread-paint/	https://www.accessart.org.uk/animated-drawings/
Useful Links						

Year Group	Aut1 (Whole School) CPD Training Take One Picture National Gallery Project 31st Oct	Autumn 2 (Drawing)	Spring 1 (Printing)	Spring 1 (Sculpture)	Summer 1 (Colour – paint/collage)	Summer 2 (Contemporary Art)
Year 4	<div> <div>Sum 2</div>  </div> <div> <div>Sum1</div>  </div> <div> <div>Spr2</div>  </div> <div> <div>Spr1</div>  </div> <div> <div>Aut2</div>  </div>	Vincent Van Gogh Self Portraits (Pastels) and landscape (Paint) – year groups skills  https://www.tate.org.uk/kids/explore/who-is/who-vincent-van-gogh	William Morris Printing Lino  https://www.twinkl.co.uk/resource/chsd-263-william-morris-artist-inspiration See Twinkle PPT	Nnenna Okore Textiles and wire. https://www.tts-group.co.uk/blog/2018/12/05/wire-crafts-how-to-make-a-3d-wire-insect.html  https://theartmomentum.com/nnenna-okore/	Jackson Pollock Create piece inspired by others Colour Painting  https://www.tate.org.uk/kids/explore/who-is/who-jackson-pollock	Vanessa Gardiner https://www.accessart.org.uk/talking-points-vanessa-gardiner/ 
Access Art Link		https://www.accessart.org.uk/storytelling-through-drawing/	https://www.accessart.org.uk/exploring-pattern/	https://www.accessart.org.uk/the-art-of-display/	https://www.accessart.org.uk/still-life/	https://www.accessart.org.uk/sculpture-and-structure/
Useful Links						

Year Group	Aut1 (Whole School) CPD Training Take One Picture National Gallery Project 31st Oct	Autumn 2 (Drawing)	Spring 1 (Printing)	Spring 1 (Sculpture)	Summer 1 (Colour – paint/collage)	Summer 2 (Contemporary Art)
Year 5	<div> <div>Sum 2</div> <div>Architecture: Dream Big or Small?</div> </div> <div> <div>Sum1</div> <div>Mixed Media Land & City Scapes</div> </div> <div> <div>Spr2</div> <div>Set Design Explore creating</div> </div> <div> <div>Spr1</div> <div>Making Monotypes</div> </div> <div> <div>Aut2</div> <div>Typography & Maps</div> </div>	<p>Self Portraits – year groups skills</p> <p>Cubism (paints)</p> <p>Landscape Artist – https://www.tate.org.uk/kids/explore/what-is/cubism</p> <p>David Hockney</p> <p>Procreate/ digital art app https://www.tate.org.uk/kids/explore/who-is/who-david-hockney</p> 	<p>Still Life Drawing</p> <p>Cezanne</p> <p>Pastels https://www.youtube.com/watch?v=nesTk6i-0c</p> 	<p>David Mach</p>  <p>https://www.royalacademy.org.uk/art-artists/name/david-mach-ra</p>	<p>Alma W. Thomas</p> <p>Colour</p> <p>Collage and mixed media</p> <p>https://www.youtube.com/watch?v=He8kVx87MkA</p>  <p>https://www.youtube.com/watch?v=u6MhqUeH7CA</p>	<p>Local Artist: Flowerpot Mosaics</p> <p>Colour – mosaic (paper) paint layering https://www.flowerpotmosaics.co.uk/</p> 
Access Art Link		https://www.accessart.org.uk/typography-and-maps/	https://www.accessart.org.uk/making-monotypes/	https://www.accessart.org.uk/set-design/	https://www.accessart.org.uk/mixed-media-land-and-city-scapes/	https://www.accessart.org.uk/architectural-design/
Useful Links						

Year Group	Aut1 (Whole School) CPD Training Take One Picture National Gallery Project 31st Oct	Autumn 2 (Drawing)	Spring 1 (Printing)	Spring 1 (Sculpture)	Summer 1 (Colour – paint/collage)	Summer 2 (Contemporary Art)
Year 6	<div> <div>Sum 2</div> <div>Sum1</div> <div>Spr2</div> <div>Spr1</div> <div>Aut2</div> </div> 	<p>Self Portraits – year groups skills (pastels, charcoal, pencil) BP Portrait Award Inspiration https://www.npg.org.uk/whatson/bp-portrait-award-2020/exhibition/</p> 	<p>Georgia O'Keefe Colour Create piece inspired Watercolours</p> <p>Helen Frankenthaler – Watercolours</p> 	<p>Mel Woo https://www.accessart.org.uk/contemporary-sculpture-mel-woo/ https://www.melwoo.net/</p> 	<p>Local Artist: In Paint We Trust (City of culture) Mixed media https://coventry2021.co.uk/what-s-on/in-paint-we-trust/</p> <p>Bradley Theodore https://www.tate.org.uk/kids/expl ore/kids-view/meet-street-artist https://www.youtube.com/watch?v=xQ6MdExuNc Start from 2 mins 37 secs (Warning: the first part of the video before that time mentions him thinking about suicide)</p> 	<p>Elena Gual Textured Paint</p>  <p>https://www.grovesquaregalleries.com/artists/30-elena-gual/biography/</p> <p>Be select with what photos you show as some have nudity</p>
Access Art Link		https://www.accessart.org.uk/2d-drawing-to-3d-making/	https://www.accessart.org.uk/activism/	https://www.accessart.org.uk/brave-colour/	https://www.accessart.org.uk/identity/	https://www.accessart.org.uk/take-a-seat/
Useful Links					https://coventrybid.co.uk/work/in-paint-we-trust-2021/ https://www.accessart.org.uk/tag/graffiti-art/ https://www.tate.org.uk/art/art-terms/g/graffiti-art https://www.tate.org.uk/kids/games-quizzes/street-art Bradley Theodore https://www.youtube.com/watch?v=dKAOgNpB7B8 https://www.haringkids.com/lessons/plans/learn/street-art-project	

Essential Artists CHG		
Pablo Picasso – blue period	Vincent Van Gogh	Yayoi Kusama
Monet	Matisse	Deborah Roberts
Andy Warhol	George Seurat	Frieda Kahlo
Cezanne	Gustav Klimt	Georgia O’Keeffe
Damien Hirst	Piet Mondrian	Alma W. Thomas
Kandinsky	David Hockney	
Antoni Gaudi		